

Monitoring and Evaluation in DOH

Maria Socorro Santos, MD



Outline

- Sectoral M&E
- Formulating the NOH 2017-2022
- Implementation mechanisms



Department of Health
Philippines

Health Policy Development and
Planning Bureau



Sectoral M&E

- National Objectives for Health
 - Medium-term strategic plan for health
 - Goals and objectives, performance indicators and targets, and key program strategies
 - Sectoral perspective vs programmatic
 - Priorities and reforms




Department of Health
Philippines

Health Policy Development and
Planning Bureau



Sectoral M&E



- Medium-term roadmap of the Philippines towards achieving universal healthcare (UHC)
- It specifies the objectives, strategies and targets of FOURmula One Plus for Health (F1 Plus for Health) along the health system pillars:
 - Financing
 - Service delivery
 - Regulation
 - Governance
 - Performance accountability



Department of Health
Philippines

Health Policy Development and
Planning Bureau



Performance assessment of the National Objectives for Health 2011-2016

NOH Strategic Goal	Number of Indicators	Indicators with Targets Attained	Indicators with Significant Improvement	Indicators with Minimal or No Improvement	Indicators with Inadequate or No Data
		●	●	●	●
Ensuring Financial Risk Protection	5	2	-	3	-
Improving Access to Quality Health Facilities and Services	33	7	3	6	17
Attaining Better Health Outcomes					
<i>Health-related MDGs</i>	41	9	8	14	10
<i>Communicable Diseases</i>	38	10	2	16	10
<i>Non-Communicable Diseases</i>	39	3	1	12	23
<i>Health Risks and Disasters</i>	11	1	-	1	9
<i>Health of Specific Population Groups</i>	12	5	2	3	2
Strengthening Health Support Systems	32	9	6	10	7
Total	211	46	22	65	78

Villaverde, M., Gepte, T. Baquiran, R. 2016. Performance Assessment of the National Objectives for Health Philippines 2011-2016.






Philippines

Health Policy Development and Planning Bureau








Indicators for Ensuring Financial Risk Protection

Strategic Objective	Indicator	Data Source	Baseline	2016 Target	2011	2012	2013	2014	2015	Performance Scorecard
NHIP universal coverage is achieved	% NHIP enrollment rate	PhilHealth	62 (2010)	>90	82	84	79	87	92	
Utilization of NHIP benefits in an accredited facilities is increased	% Accredited health facilities	PhilHealth	89 (2010)	95	90	90	94	95	99	
Out-of-pocket expenditure is reduced	% Hospitals with NBB for CCT / NHTS families	PhilHealth	TBD	100 % in government hospitals	Start of implementation	35	30	41	51	



Indicators for Health Human Resources

Strategic Objective	Indicator	Data Source	Baseline	2016 Target	2011	2012	2013	2014	2015	2016	Performance Scorecard
Access to quality health facilities and services, especially those commonly used by the poor is improved	Number of CHTs and RNHeals deployed to achieve MDGs	DOH Program Report	0 CHTs (2010)	100,000 CHTs	no data	33,157	48,519	49,590	50,582	51,594	
			0 RNHeals (2010)	22,500 RNHeals	20,801	10,000	21,929	11,292	17,011	18,079	
	Number of doctors, midwives and allied health professionals deployed in the areas of need	DOH Program Report	80 DTTBs (2010)	300 DTTBs	139	235	276	320	282	378	
			175 RHMAs (2010)	3,000 RHMAs	1,117	2,391	2,738	2,700	3,313	4,718	
	% Filled-up positions based on approved staffing	DOH Program Report	80 (2010)	100	no data	no data	91	82	90	92	



Fourmula One Plus for Health M&E System

- Administrative Order 2019-0003
- General Objectives: To define and institutionalize the F1Plus for Health M&E System for the health sector
- Specific Objectives:
 - To establish a uniform framework for monitoring and evaluation of health sector goals that shall reinforce accountability among all stakeholders
 - To define performance indicators to track progress towards health sector commitments
 - To promote and enhance the use of health scorecards to measure comparative performances of stakeholders in a system of open accountability.



Department of Health
Philippines

Health Policy Development and
Planning Bureau



Formula One Plus for Health M&E System

- The Performance Governance System shall be used as a primary mechanism to ensure alignment and monitor progress of DOH commitments for the medium-term.
- All Scorecards shall be implemented yearly and shall use 2016 data as baseline.
- Evaluation schedule



Department of Health
Philippines

Health Policy Development and
Planning Bureau





VISION

Filipinos are among the healthiest people in Southeast Asia by 2022 and in Asia by 2040

STRATEGY MAP 2026

Department of Health

More Responsive Health Systems

Catalyze the transformation of Local Health Systems to Province-wide and City-wide Health Systems

Policy, Standards, and Regulation

Capacity Building and Technical Assistance

Sectoral and Local Engagements

Human Resources Management and Development

Infrastructure, Equipment, and Information Technology Management

Procurement and Supply Chain Management

Performance Management and Accountability

Budget Planning and Execution

MISSION

To lead the country in the development of a Productive, Resilient, Equitable and People-Centered health system for Universal Health care

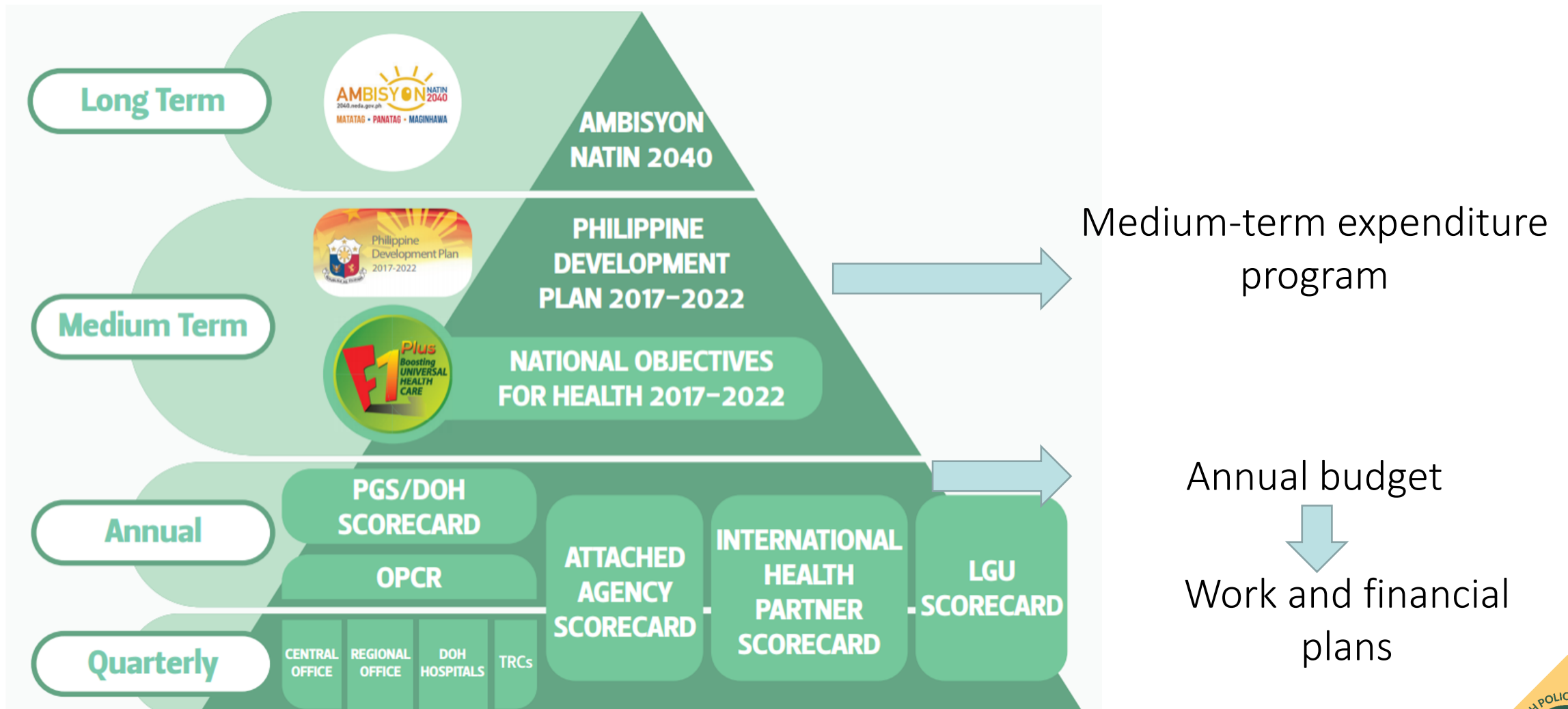
CORE VALUES

Professionalism | Responsiveness
Integrity | Compassion | Excellence



Philippines

Vision to Action



Department of Health
Philippines

Health Policy Development and
Planning Bureau



Selection and streamlining of the performance indicators that will measure the health sector performance

	NOH 2011-2016	NOH 2017-2022
Development process	Consolidation of program inputs	Consultative
Approach	Programmatic	Systemic
Framework	No unifying theoretical framework	With clear theoretical framework
Coverage	Financial risk protection, health support systems, better health outcomes, access to quality facilities	Equitable health care financing, responsive health systems, better health outcomes Financing, service delivery, regulation, governance, performance accountability
Total number of indicators	211	55
% with available data	63%	82%*
Alignment	Aligned to health medium-term plan (Kalusugan Pangkalahatan)	Aligned to F1 Plus (medium-term health plan), SDGs, Philippine Development Plan, Ambisyon Natin 2040

*Methodology for unavailable data is to be developed through commissioned studies



Department of Health, Philippines



World Health Organization

Representative Office
for the Philippines



Selection and streamlining of the performance indicators that will measure the health sector performance

NOH 2011-2016	Number of Indicators	NOH 2017-2022	Number of Indicators
Ensuring Financial Risk Protection	5	Equitable Health Care Financing	2
Strengthening Health Support Systems	32	Responsive Health System	2
Attaining Better Health Outcomes	141	Better Health Outcomes	6
Health-related MDGs	41	<i>F1+ Pillars</i>	
Communicable Diseases	38	Financing	8
Non-Communicable Diseases	39	Service Delivery	23
Health Risks and Disasters	11	Regulation	6
Health of Specific Population Groups	12	Governance	5
Improving Access to Quality Health Facilities and Services	33	Performance Accountability	3
Total	211		55



Department of Health, Philippines



**World Health
Organization**

Representative Office
for the Philippines



NOH 2017-2022 Targets

Strategic Goal 1: Better health outcomes

Indicator	Data Source	Baseline	2022 Target
Indicator 1: Average life expectancy (in years)	PSA	70 (2010-2015)	72
Indicator 2: Maternal mortality ratio per 100,00 live births	UN Estimates	114 (2015)	90
Indicator 3: Infant mortality rate per 1,000 live births	PSA-NDHS	23 (2013)	15
Indicator 4: Premature mortality attributed to cardiovascular diseases, cancer, diabetes, and chronic respiratory diseases per 100,000 population	PSA-CRVS	188 (2014)	156
Indicator 5: Tuberculosis incidence per 100,000 population	National TB Prevalence Survey	434 (2016)	427
Indicator 6: Prevalence of stunting among under-five children	FNRI-DOST NNS	33.4 (2015)	21.4



NOH 2017-2022 Targets

Strategic Goal 2: Responsive health system

Indicator	Data Source	Baseline	2022 Target
Indicator 7: Client satisfaction rate	<i>To be determined through commissioned study (TBD)</i>		
Indicator 8: Provider responsiveness score	<i>TBD</i>		

Strategic Goal 3: Equitable health financing

Indicator	Data Source	Baseline	2022 Target
Indicator 9: Out-of-pocket health spending as percentage of total health expenditure	PSA Philippine National Health Accounts (PNHA)	52.2 (2016)	50
Indicator 10: Percent of population who have spent less than 10 percent of their HH income on health	<i>TBD</i>		



Implementation

- Unit assigned to track NOH indicators
 - Gathers data from official sources
 - Feedback and technical assistance to offices
 - Reports for internal and external stakeholders
- Performance Monitoring and Strategy Management Division
 - RA 11223 (UHC Act) Sec.40: to monitor and evaluate the proper and effective implementation of the UHC Act
 - Agency and sectoral performance monitoring and strategy management



Department of Health
Philippines

Health Policy Development and
Planning Bureau



What we learned

- Start with a theoretical framework
- Alignment of monitoring systems and processes
- More is not merrier
- Consider availability of data
- Define indicators
- Set reasonable targets
- Track performance



Department of Health
Philippines

Health Policy Development and
Planning Bureau



THANK YOU